

# Tasmanian Perpetual Trustees Long Term Fund

Fund report as at 30 June 2010

## Historical performance - as at 30 June 2010

	3 months (%) p.a.	6 months (%) p.a.	1 year (%) p.a.	2 years (%) p.a.	3 years (%) p.a.	5 years (%) p.a.
Net	5.21%	5.04%	4.77%	5.25%	5.69%	5.72%

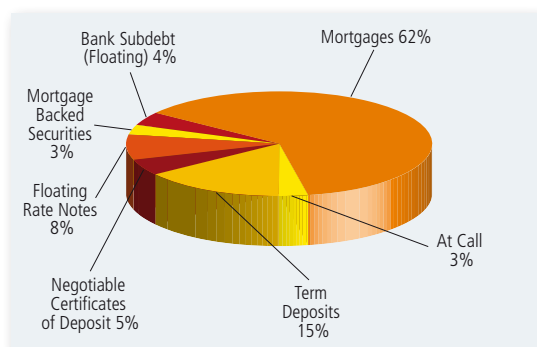
Past performance is not a reliable indicator of future performance. Returns assume reinvestment of income.

Tasmanian Perpetual Trustees Long Term Fund investment profile - as at 30 June 2010		
Cash and short-term investments	\$85,652,455	38%
Mortgage Loans	\$140,844,607	62%
Total investments (net asset value)	\$226,497,062	
Mortgage portfolio information		
Number of loans		453
Number of Mortgagors		278
Types of property by value		
- Retail		16.86%
- Commercial		40.91%
- Industrial		7.97%
- Rural		25.92%
- Residential		5.85%
- Schools		1.42%
- Secured by Government Guarantee		1.07%
Average loan size		\$506,635
Range of loan sizes		\$3,328 to \$16,180,165
Average loan to value ratio		33.84%
Variable rate loans (as % of mortgage portfolio)		35.19%
Undrawn loan commitments		\$20,031,250

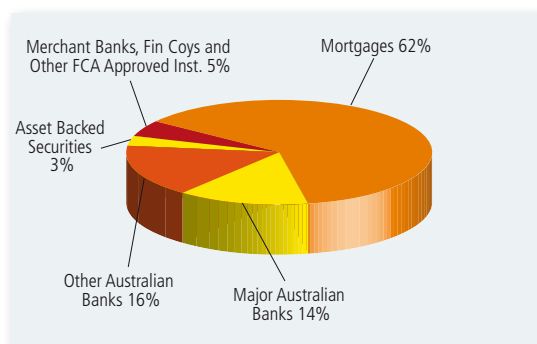
# Tasmanian Perpetual Trustees Long Term Fund

Fund report as at 30 June 2010

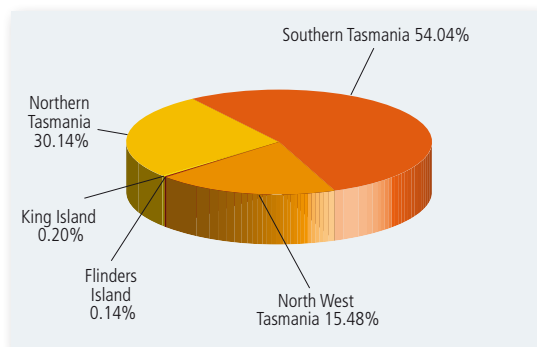
## Allocation by Type



## Allocation by Institution



## Allocation by Geographic Location



## Duration Analysis

Duration	%
6 months	99.68%
12 months	0.21%
18 months	0.00%
24 months	0.05%
30 months	0.01%
36 months	0.05%

## Arrears Analysis

Days in arrears	Number of mortgages	% of total assets
90+	0	0.00%
60-90	0	0.00%

## Interest Rate Analysis

Interest rate	Number of loans	Value of loans \$
4.50% - less than 5.00%	1	\$8,000,000
5.00% - less than 5.50%	0	\$0
5.50% - less than 6.00%	2	\$4,560,547
6.00% - less than 6.50%	14	\$16,139,413
6.50% - less than 7.00%	28	\$9,129,493
7.00% - less than 7.50%	43	\$16,273,223
7.50% - less than 8.00%	44	\$13,863,167
8.00% - less than 8.50%	274	\$57,297,200
8.50% - less than 9.00%	31	\$12,749,619
9.00% - less than 9.50%	14	\$2,681,945
9.50% - less than 10.00%	2	\$150,000
<b>Total</b>	<b>453</b>	<b>\$140,844,607</b>

Tasmanian Perpetual Trustees Limited ABN 97 009 475 629 AFSL No. 234630 is a wholly owned subsidiary of MyState Limited ABN 26 133 623 962. Please note this information does not take into account your personal objectives, financial situation and needs. Past performance is not a reliable indicator of future performance. It does not constitute an offer, invitation, inducement, solicitation or recommendation to subscribe for, or purchase, any security or financial product, nor does it contain investment recommendations or advice. Tasmanian Perpetual Trustees Limited recommends that you seek independent professional advice that takes into account your investment objectives, financial situation, particular needs and/ or other personal circumstances, before making any investment decisions or otherwise acting upon information contained or referred to in this material. Tasmanian Perpetual Trustees Limited, MyState Limited and MyState Financial Limited do not guarantee the repayment of capital or the performance of the Funds or any particular rates of return from the Funds. A mortgage scheme investment is an equity investment in a managed investment scheme, and is not a bank deposit. Accordingly, there is a higher risk of losing some or all of your money than is the case with a bank deposit. Additionally, there is a risk that the investment may achieve lower than expected returns. In respect of withdrawal periods, withdrawal rights and investment periods, please note that whilst we expect to meet redemption requests within the periods stated, these periods may be longer subject to the nature of the assets of the particular scheme, the particular scheme's liquidity, the scheme's constitution and the Law. For additional information, please refer to the scheme's PDS which is available free of charge at any Tasmanian Perpetual Trustees branch or online at [www.tasmanianperpetual.com.au](http://www.tasmanianperpetual.com.au).